

D-983 POLYURETHANE 2K MATT

DEFINITION

2k matt polyurethane paint with good chemical resistance, hardness and flexibility. Easy application and even matt finish on large surfaces make it suitable for a broad range of industrial applications.

The product must be applied in installations that comply with Directive 1999/13/EC.

- The mixing ratio of the Base/Binder is 20/80 in Weight.

PHYSICAL CHARACTERISTICS OF THE PAINT








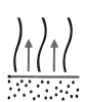

Nature:	2K Polyurethane
Appearance:	Matt (<5% at 60° 6-7% at 85°)
Specific weight:	1,1-1,3 kg/l at 20°C
Solid content:	54-61 % Weight
Dry film thickness:	65-75 microns (2 coats)
Theoretical yield:	6-7 m ² /l

SUBSTRATE AND PREPARATION

New substrates: Apply over vinyl, epoxy or polyurethane primers.






Old paints: Sand and degrease (Orbit P360/P400)

MIXING RATIO AND APPLICATION METHOD

D-983 : Hardener 90 standard: Thinner PU74 normal								
 Aerografic	100:20:10-15 volume	5:1+10-15%	20"-23" F/4 20°C	3-3,5 h	1,2-1,5	2-3	2	10' 20°C

D-983 POLYURETHANE 2K MATT

DRYING TIMES

			THROUGH DRY		
20° C	5'-10'	25'-35'	1h15'- 1h45'	60° C	30'

- *Maximum physical-chemical resistance is obtained after drying at room temperature for 15 days or 7 days when oven dried.*

REMARKS

Recommended to be used in ventilated spray booth at 20°C.

EQUIPMENT CLEANING

Use a cleaning thinner before the pot life has expired.

SAFETY

Follow instructions of product label. For more information check the Safety Data Sheets. Compliant with the National Statutory Regulation for Health and Safety at Work and Waste Disposal.

STORAGE

Store the product in a ventilated place far from direct exposure to sunlight. Keep between +5°C and +30°C.

SHELF LIFE

In unopened original packaging, one year from manufacturing date.

*For any technical information contact with our Customer Attention Service or our Technical Department.
ROBERLO SA declines any responsibility due to an incorrect use of the product.*